

UNDERFLOOR HEATING SOLUTIONS

The following information details floor constructions and technical information about the proposed underfloor heating solution. Final details and full method statements will be reviewed at your technical site survey.

General Site Requirements

- Any relevant building regulation and planning approvals prior installation have been satisfied. (The installation itself will meet all relevant regulations)
- Safe storage of any equipment and materials delivered to site for the completion of the installation.
- Safe, clear and uninterrupted access to working area.

General Plumbing Requirements

- All flow and return pipework, between heat pump and expansion vessel and circulating pump to be completed by others unless included within Source Energy proposal

General Electrical Requirements

- Room thermostat and manifold wiring centre installation and cabling is to be completed by on-site electrician.
- For network based systems please refer to Source Energy for additional information

Floor Construction Benefits

Floor Type	Construction Type	Benefit
1. Solid	Screed	Simple design and superior thermal performance
2. Timber Suspended	Screed Infill	Superior thermal performance
3 Timber Suspended	Profoil Insulation	Good thermal performance and low floor load
4. Timber Suspended	Air Gap	Low floor load
5. Floor on Floor	Screed Infill	Superior thermal performance
6. Floor on Floor	Profoil Insulation	Good thermal performance and low floor load
7. Floor on Floor	Air Gap	Low floor load

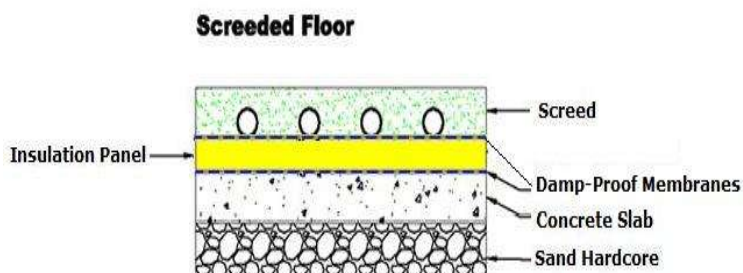
In line with Microgeneration Certification Scheme star rating guidance and to maximise the operating efficiency of your heat pump system, Source Energy will install pipework at a maximum of 150mm centres. This means that more pipe is supplied and installed when compared to traditional underfloor heating designs.

With the increasing popularity of timber frame construction and use of Posi-Joist or similar, a floor on floor solution will be required and floor loadings must be considered when determining the suitable floor construction method.

The supplier of the your finished floor product must provide technical guidance regarding installation requirements such as special fixings and temperature requirements. Source Energy must be made aware in writing of any technical requirements.

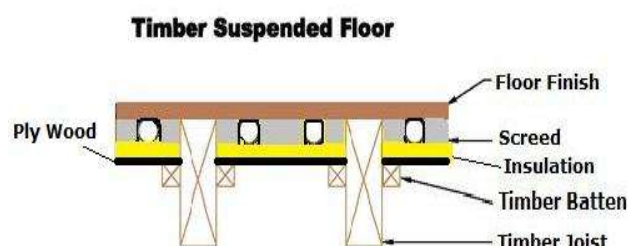
1. Solid Floor - Screed

1. Concrete screed floor.
2. Source Energy install pipe at 150mm spacings with staples to insulation.
3. Insulation and damp proof membranes supplied and installed by others.
4. Edge insulation supplied and installed by others. Source Energy can supply the insulation if required.
5. Screed supplied and laid by others.



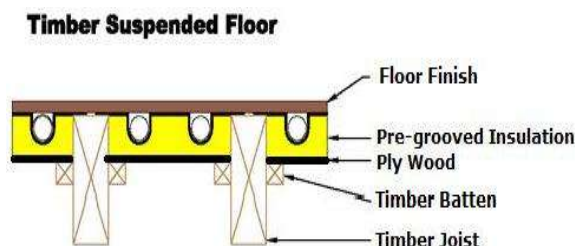
2. Timber Suspended – Screed Infill

1. Screed infill dry-mix between joist.
2. Source Energy install pipe at 150mm spacings with staples to insulation.
3. Batten, ply and insulation supplied and installed by others.
4. Screed supplied and laid by others.



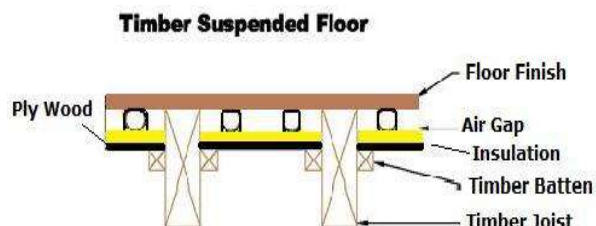
3. Timber Suspended Floor - Insulation

1. Profoil pre-grooved insulation between joist supplied and installed by Source Energy unless otherwise stated.
2. Source Energy install pipe at 150mm spacings into pre-grooved insulation.
3. Batten and ply supplied and installed by others.



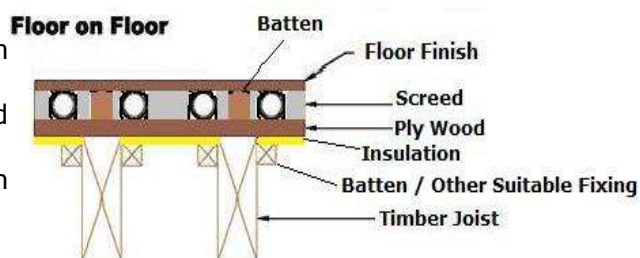
4. Timber Suspended Floor – Air Gap

1. Source Energy install pipe at 150mm spacings with staples.
2. Batten, ply and insulation supplied and installed by others.



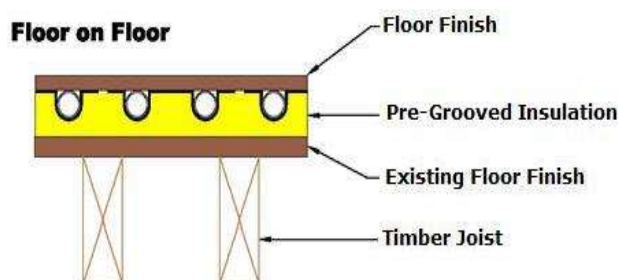
5. Floor on Floor – Screed Infill

1. Source Energy install pipe at 150mm centres with nail clips to ply.
2. Batten, ply and insulation supplied and installed by others.
3. Dry mix screed infill to top of batten supplied and laid by others.



6. Floor on Floor – Insulation

1. Source Energy install pipe at 150mm spacings into pre-grooved insulation.
2. Consult your floor provider regarding recommended fixings with underfloor heating.
3. Profoil pre-grooved insulation supplied and fitted onto existing ply by Source Energy unless otherwise stated.



7. Floor on Floor – Air gap

1. Source Energy install pipe at 150mm spacings with nail clips.
2. Thinsulate or similar foil insulation and batten supplied and installed by others. Source Energy can supply the foil insulation if required.

